



# DKGL MAGNETIC GATE LOCKS ACCESS CONTROL

- GATED COMMUNITIES • APARTMENT COMPLEXES
- RESIDENTIAL • CONDOS/RESIDENT HALL • MIXED USE
- COMMERCIAL/INDUSTRIAL • MAXIMUM SECURITY



- Superior reliability, strength, and safety with fast and easy installation
- No residual magnetism
- Fail-safe operation assures that fire exit paths are unlocked during power outages
- No moving parts to wear out or break assures a long life cycle
- LED (R/G) lock status indicates if the lock is secured (green) or not secured (red)
- Built in time delay eliminates the need for costly add-on exit delay timers



**electrical**  
enclosures for easy installation  
(1200 lbs. only)



**no moving parts**  
to wear out or break which assures  
an extremely long life

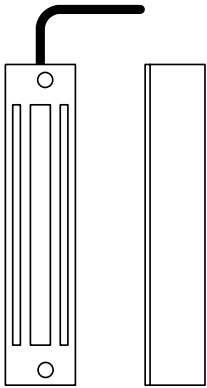


**predrilled**  
brackets included for easy installation  
(1200 lbs. only)

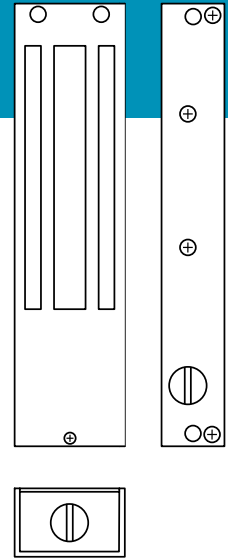


**holding force**  
of 600 to 1200 lbs.

# DKGL GATE MAGNETIC LOCKS ACCESS CONTROL



**DKGL-S6**  
1.75" H x 8" W x 1.25" D  
44.5mm x 203.2mm x 31.7mm



**DKGL-S12**  
1.375" H x 10.675" W x 1.25" D  
34.9mm x 271.1mm x 31.7mm

## General Specs

### Models

Lbs(force)

### GATE LOCK KITS

#### 1216-080

Kit includes: DKGL-S12-1 mag lock,  
B01-GL12 lock mounting bracket  
B02-GL12 armature mounting bracket

1200

#### 1216-081

Kit includes: DKGL-S12-1L mag lock,  
built-in lock status relay  
B01-GL12 lock mounting bracket  
B02-GL12 armature mounting bracket

1200

### GATE LOCK ONLY

(mounting brackets not included)

#### DKGL-S12-1

Predrilled and tapped conduit holes  
Top, bottom, or face mounting  
Optional built-in signal relay  
(DKGL-S12-1L includes built-in  
signal relay)

1200

#### DKGL-S6-1

Built in signal relay  
Built in cable assembly  
Face mount only

600

### Advanced Features

Magnetic locks have no moving parts to wear out or break which assures a locking device with an extremely long life cycle

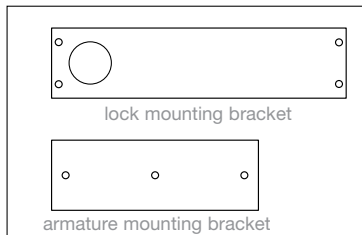
Electromagnetic locks are vandal resistant making them ideal for practically any application

When wired with fire alarms, magnetic locks immediately release the door that they are securing, assuring that fire exit paths are open

Quick release "pop" button assures instant release when power is removed

Operate on 12 or 24-volt DC power, field selectable  
Designed for outdoor gate use

Mounting brackets available for 1200 Lb models:  
Lock mounting bracket, fully weldable .25" steel plate, predrilled and tapped.  
Armature mounting bracket, fully weldable .25" steel plate, predrilled and tapped.



### Electrical

12 or 24 VDC field selectable  
500 ma@12 VDC, 250 ma@24 VDC

Lock status relay:  
5A@30 VDC/AC maximum

### Approximate Shipping Weight

*dkgl-S12-1 & dkgl-S12-1L:* 11 lbs. (4.9kg)  
*B01-gl12 & B02-gl12:* 2 lbs. (.9kg)  
*1216-080 & 081:* 15 lbs. (6.8kg)

### Warranty

5 year limited factory warranty

Distributed by:

Access Control Solutions since 1948

MEMBER:



**DOORING, INC.**

120 Glasgow Avenue, Inglewood, California 90301 U.S.A.  
Tel: 310-645-0023 FAX: 310-641-1586 www.dooring.com

© 2016 All Rights Reserved. Product specifications may change without notice.  
Rev. 1/16